

CURODONT™ REPAIR

Guided Enamel Regeneration for the treatment of initial caries

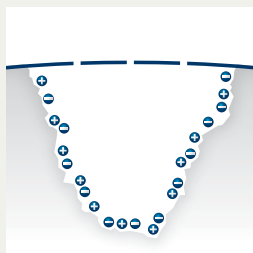


CURODONT™ REPAIR from vVARDIS is the first biomimetic system for treating* early carious lesions through Guided Enamel Regeneration

- Patented, clinically proven patented peptide technology
- Induces enamel regeneration deep within the lesion¹
- Between 86% and 100% inactivation and regression of early carious lesions²⁻³⁻⁴
- Non-invasive, painfree and easy to use
- Suitable for all patients, including children

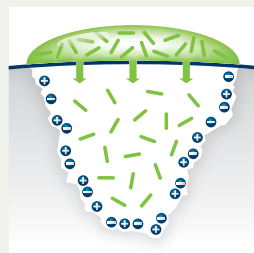
HOW IT WORKS

The peptide in CURODONT™ REPAIR diffuse deep into the lesion and self-assemble, forming a biomatrix that acts as a scaffold to draw calcium and phosphate ions from the saliva deep into the lesion, resulting in the formation of new hydroxyapatite crystals.



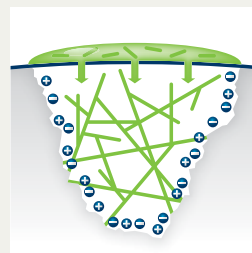
t = 0 min

Active carious lesion with a pseudo-intact enamel surface



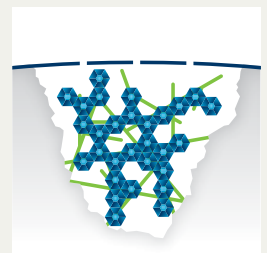
t = 5 min

The monomer peptide 10⁴ technology diffuses within 5 minutes to the depth of carious lesion



t = 5 min

The peptide self-assembles within the carious lesion, forming a biomatrix



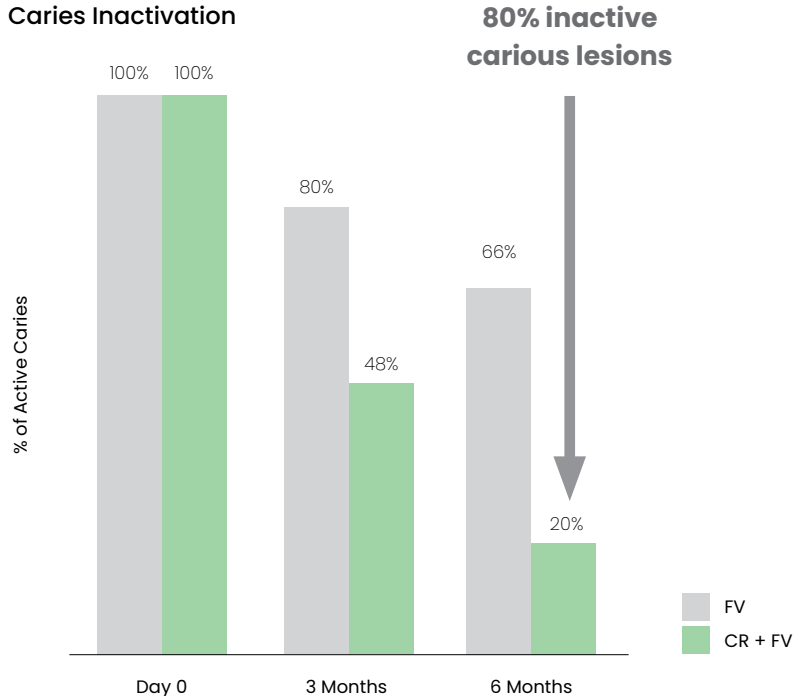
t = 3 months

The biomatrix attracts calcium and phosphate ions from the saliva, forming new hydroxyapatite crystals, thus leading to remineralization

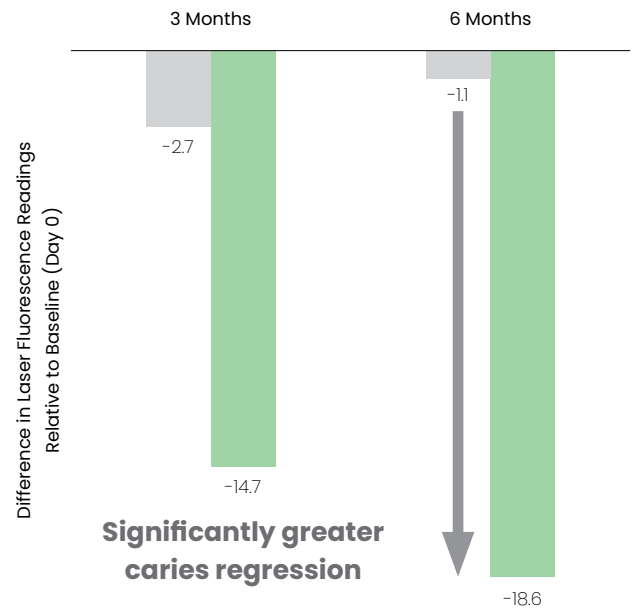
CLINICALLY PROVEN – MORE CLINICALLY EFFECTIVE THAN FLUORIDE VARNISH ALONE

Curodont™ Repair (CR) shows significantly better inactivation and regression of early caries in comparison to fluoride varnish (FV) alone⁴

Caries Inactivation



Caries Regression



VISIBLE RESULTS



Curodont Repair leads to better caries regression compared to placebo or fluoride varnish alone⁵

INDICATIONS

1 applicator* of Curodont Repair can treat 1–3 early carious lesions

- Initial approximal caries D1, D2, (D3, non-cavitated)
- Initial occlusal caries
- Smooth surface caries
- Initial caries of deciduous teeth

APPLICATION (5 MINUTES)

Treatment can be conducted by Dental Hygienist* or Dentist, as below

- Professional tooth cleaning
- Clean with sodium hypochlorite 2% of affected tooth surface (20 sec.)
- Enamel etching with phosphoric acid gel 35% (20 sec.)
- Rinse and dry
- Apply CURODONT™ REPAIR

¹ Kind L et al. J Dent Res 2017; 96:790–797

² Bröseler F et al. Clin Oral Investig. 2020; 24:123–132

³ Welk A et al. Sci Rep 2020; 10:6819

⁴ Alkilzy M et al. J Dent Res 2018; 97:148*

⁵ Sedlakova Kondelova P et al. Sci Rep 2020; 10:20211

*Under dental supervision

MI0903